




4220 CHAMBER FOR PARAMETRIC TESTING

- **Stability:** $\pm 0.1^{\circ}$ C including effects of line voltage, ambient temperature and aging
- **Uniformity:** $\pm 0.2^{\circ}$ C component area
- **Temperature Range:** -55° C to $+150^{\circ}$ C
($+200^{\circ}$ C max. temperature optional)
- **Rate Change:** See figures 1A and 1B
- **Energy Use:** 150 Watts to maintain $+150^{\circ}$ C
3.5 lbs./hr CO₂ to maintain -55° C
- **Voltage:** 190 - 250 VAC, 50 - 60 Hz 4.6 KVA Max. or
95 - 125 VAC, 50 - 60 Hz 2.3 KVA Max.




Specifications are valid for the chamber equipped with a four inch high cover, a component support wheel and a dual row crystal test wheel installed

- **Coolant:** LN₂ or CO₂
- **Programmable Keyboard:** Programmable keyboard allows temperature to be set, stepped (at user-defined increments), slewed (at user-defined rates) and cycled
- **Remote Operation:** Chambers may be remotely controlled via IEEE bus or RS232C port
- **Flexible Tooling:** Can be easily customized for testing needs

SAUNDERS & ASSOCIATES, LLC

2520 E. Rose Garden Lane - Phoenix, Arizona 85050 USA (602) 971-9977 FAX (602) 971-5522
E-Mail sales@saunders-assoc.com - World Wide Web <http://www.saunders-assoc.com>



Chamber cover removed exposing rotating fixture. Test heads may be fixtured from 2 to 48 contacts. Up to 254 parts may be tested in one chamber (depending upon components tested).

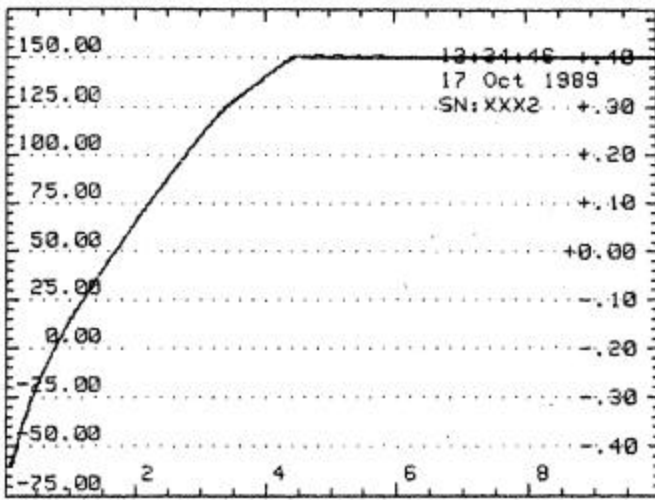


Figure 1A: Temperature transition -60° to +150°C
(X-axis in minutes)

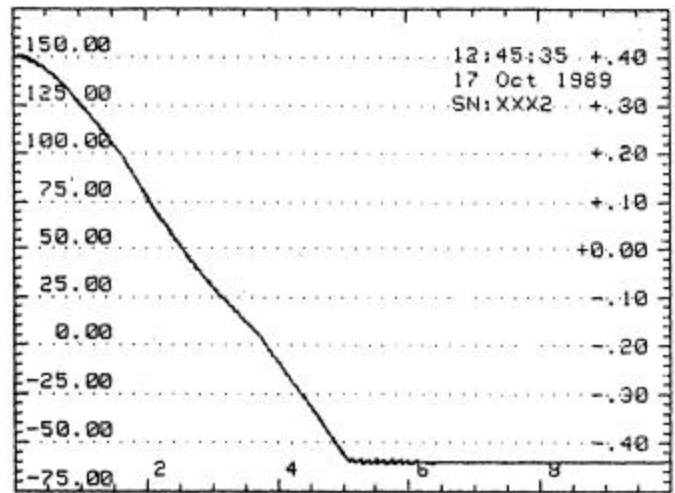


Figure 1B: Temperature transition +150° to -60° C
(X-axis in minutes)

Figures 1A and 1B show the temperature transition of the 4220 chamber from one end of the temperature range to the other.

SAUNDERS & ASSOCIATES, LLC